



**THE SERIAL FIREPLACES – A MODERN VISION OF FIRE
QUICK INSTALLATION AND MANY OPTIONS TO CHOOSE**

Ceramic modular fireplace „Brilliant” with Smart 3XLTh insert 6,5 KW

A+



The price includes:

- Ceramic housing with Smart 3 XLTh standard insert
- Ceramic housing consists of four modules, mounted on a special steel structure
- Seven different colors to choose from, the thickness of the ceramic is 10 mm



écru

beige

brown


grey



concrete

graphite

anthracite



The outer surface of the ceramics is not smooth, depending on the color, may have a slight texture

„Royal” ver.2 serial fireplace with Smart 3PLh Standard insert, 7,5 kW

A+



The price includes:

- Fireplace insert Smart 3PLh Standard,
- Fireplace housing with steel support frame,
- Decorative elements (front and sides) made of stone or sinter,
- The foundation without grids, aeration of the housing through the lower sill,
- Plaster elements pre-filled, to put a finishing touch after the installation,
- The grid: 1 piece 17x49 cm put horizontally on the top of the casing, or 2 pieces 17x37cm at the sides of the casing – to choose optionally,
- **Decorative stones and a sinter to choose from:** Nero Assoluto polished, Nero Assoluto flamed, Crema Marfil, Dark Grey, Star Galaxy, Giallo Rena, Tan Brown, Spiek Oxide Grigio, Spiek Oxide Bianco, Duke White
- **Mounting materials:**
universal smoke knee-2 pieces, entrance to the chimney 1 piece, montage adhesive 1 bag 25 kg, spiro pipe fi 150 mm – 1,5 m to connect the air from outside, SILCA plates 4 pieces- for double wall isolation, plaster, aluminum corners, plastering net, fasteners for plaster support frame, sealant for smoke pipes - 1 cartouche

„Pure” serial fireplace with Smart 3PLH Standard insert, 7,5 kW

A+



The price includes:

- Fireplace insert Smart 3PLh Standard,
- Fireplace housing with plaster support frame,
- Decorative elements (front and sides) made of stone or sinter,
- The foundation with grids 17 x 37cm – 2 pieces, or tunnel 9 x 60 cm - 2 pieces – to choose
- Plaster elements pre-filled, to put a finishing touch after the installation,
- The grid: 17x49 cm – 1 piece horizontally on the top of the casing, or 17x37cm – 2 pieces, at the sides – to choose from,
- **Decorative Stones and a sinter to choose from:** Nero Assoluto polished, Crema Marfil, Dark Grey, Star Galaxy, Giallo Rena, Tan Brown, Duke White
- **Mounting materials:**
universal smoke knee-2 pieces, entrance to the chimney 1 piece, montage adhesive 1 bag 25 kg, spiro pipe fi 150 mm – 1,5 m to connect the air from outside, SILCA plates 4 pieces- for double wall isolation, plaster, aluminum corners, plastering net, fasteners for plaster support frame, sealant for smoke pipes - 1 cartouche

„Imperial” ver.2 serial fireplace, with Smart 2PTh/2LTh Standard insert, 7,5 kW

A+



The price includes:

- Fireplace insert Smart 2PTh/2LTh Standard with bent glass,
- Fireplace housing with steel support frame,
- Decorative elements made (front and sides) of stone or sinter,
- The foundation without grids, aeration of the housing through the lower sill,
- Plaster elements pre-filled, to put a finishing touch after the installation,
- The grid: 17x49 cm – 1 piece, horizontally on the top of the casing, or 17x37cm – 2 pieces, at the sides – to choose from,
- **Decorative stones and a sinter to choose from:** Nero Assoluto polished, Nero Assoluto flamed, Crema Marfil, Dark Grey, Star Galaxy, Giallo Rena, Tan Brown, Spiek Oxide Grigio, Spiek Oxide Bianco, Duke White
- **Mounting materials:**
universal smoke knee-2 pieces, entrance to the chimney 1 piece, montage adhesive 1 bag 25 kg, spiro pipe fi 150 mm – 1,5 m to connect the air from outside, SILCA plates 8 pieces- for double wall isolation, plaster, aluminum corners, plastering net, fasteners for plaster support frame, sealant for smoke pipes - 1 cartouche

„Royal Medium“ ver.2 serial fireplace, with Smart 3XLTh Standard insert, 6,5 kW

A+



The price includes:

- Fireplace insert Smart 3XLTh Standard
- Fireplace housing with steel support frame,
- Decorative elements made (front and sides) of stone or sinter,
- The foundation without grids, aeration of the housing through the lower sill,
- Plaster elements pre-filled, to put a finishing touch after the installation,
- The grid: 17x49 cm – 1 piece, horizontally on the top of the casing, or 17x37cm – 2 pieces, at the sides – to choose from,
- **Decorative stones and a sinter to choose from:** Nero Assoluto polished, Nero Assoluto flamed, Crema Marfil, Dark Grey, Star Galaxy, Giallo Renna, Tan Brown, Spiek Oxide Grigio, Spiek Oxide Bianco, Duke White
- **Mounting materials:** universal smoke knee-2 pieces, entrance to the chimney 1 piece, montage adhesive 1 bag 25 kg, spiro pipe fi 150 mm – 1,5 m to connect the air from outside, SILCA plates 4 pieces- for double wall isolation, plaster, aluminum corners, plastering net, fasteners for plaster support frame, sealant for smoke pipes - 1 cartouche

„Pure Medium” serial fireplace, with Smart 3XLTh Standard insert, 6,5 kW

A+



The price includes:

- Fireplace insert Smart 3XLTh Standard,
- Fireplace housing with plaster support frame,
- Decorative elements (front and sides) made of stone or sinter,
- The foundation with grids 17 x 37cm – 2 pieces, or tunnel 9 x 60 cm - 2 pieces – to choose
- Plaster elements pre-filled, to put a finishing touch after the installation,
- The grid: 17x49 cm – 1 piece horizontally on the top of the casing, or 17x37cm – 2 pieces, at the sides – to choose from,
- **Decorative Stones and a sinter to choose from:** Nero Assoluto polished, Crema Marfil, Dark Grey, Star Galaxy, Giallo Rena, Tan Brown, Duke White
- **Mounting materials:**
universal smoke knee-2 pieces, entrance to the chimney 1 piece, montage adhesive 1 bag 25 kg, spiro pipe fi 150 mm – 1,5 m to connect the air from outside, SILCA plates 9 pieces- for double wall isolation, plaster, aluminum corners, plastering net, fasteners for plaster support frame, sealant for smoke pipes - 1 cartouche

„Imperial Medium“ ver.2 serial fireplace, thick bottom shelf, with Smart 2PXLTh/2LXLTh Standard insert, 6,5 kW

A+



The price includes:

- Fireplace Smart 2PXLTh/2LXLth Standard,
- Fireplace housing with steel support frame,
- Decorative elements (front and sides) made of stone or sinter,
- The foundation without grids, aeration of the housing through the lower sill,
- Plaster elements pre-filled, to put a finishing touch after the installation,
- The grid: 17x49 cm – 1 piece horizontally on the top of the casing, or 17x37cm – 2 pieces, at the sides – to choose from,
- **Decorative stones and a sinter to choose from:** Nero Assoluto polished, Nero Assoluto flamed, Crema Marfil, Dark Grey, Star Galaxy, Giallo Rena, Tan Brown, Spiek Oxide Grigio, Spiek Oxide Bianco, Duke White
- **Mounting materials:**
universal smoke knee-2 pieces, entrance to the chimney 1 piece, montage adhesive 1 bag 25 kg, spiro pipe fi 150 mm – 1,5 m to connect the air from outside, SILCA plates 9 pieces- for double wall isolation, plaster, aluminum corners, plastering net, fasteners for plaster support frame, sealant for smoke pipes - 1 cartouche

„Imperial Medium” serial fireplace, narrow bottom shelf, with Smart 2PXLTh/2LXLTh Standard insert, 6,5 kW

A+



The price includes:

- Fireplace insert Smart 2PXLTh/2LXLTh,
- Fireplace housing with plaster support frame,
- Decorative elements (front and sides) made of stone or sinter,
- The foundation with grids 1 pcs. 60 cm x 9 cm and 1 pcs. 40 cm x 9 cm
- The grids: 1 pcs. 17 x 49 cm horizontally on the top of the housing or 17 cm x 37 cm – 2 pcs. at the sides – to choose
- **Decorative stones and a sinter to choose:** Nero Assoluto polished, Crema Marfil, Dark Grey, Star Galaxy, Giallo Rena, Tan Brown, Duke White
- **Mounting materials:** Universal smoke knee – 2 pcs., entrance to the chimney 1 pcs., montage adhesive 1 bag 25 kg, spiro pipe fi 150 mm -1,5 m to connect the air from outside, SILCA plates 10 pcs. for double wall isolation, plaster, aluminium corners, plastering net, fasteners for plaster support frame, sealant for smoke pipes – 1 cartouche

„Unique” serial fireplace, with Smart 2PXLT/2LXLT Standard insert, 6,5 kW

A+



The price includes:

- Fireplace insert Smart 2PXLT/2LXLT Standard,
- Fireplace housing with plaster support frame, fireplace housing it is on straight wall
- Decorative elements (front and side) and 7 cm skirting board made of stone
- The foundation without grate, grate is mounted in the side wall
- The grids: 2 pcs. Corner 60 x 40 cm and 1 pcs. 17 x 37 cm
- Plaster elements pre-filled, to put a finishing touch after the installation,
- **Decorative Stones and a sinter to choose from:** Nero Assoluto polished, Crema Marfil, Dark Grey, Star Galaxy, Giallo Rena, Tan Brown, Duke White
- **Mounting materials:**
universal smoke knee-2 pieces, entrance to the chimney 1 piece, montage adhesive 1 bag 25 kg, spiro pipe fi 150 mm – 1,5 m to connect the air from outside, SILCA plates 4 pieces- for double wall isolation, plaster, aluminum corners, plastering net, fasteners for plaster support frame, sealant for smoke pipes - 1 cartouche

„Royal Extra 3PLUh” ver.2 serial fireplace, with Volcano 3PLUh Standard insert, 11 kW



The price includes:

- Fireplace Volcano 3PLUh Standard,
- Fireplace housing with steel support frame,
- Decorative elements (front and sides) made of stone or sinter,
- The foundation without grids, aeration of the housing through the lower sill,
- Plaster elements pre-filled, to put a finishing touch after the installation,
- The grid: 17x49 cm – 1 piece horizontally on the top of the casing, or 17x37cm – 2 pieces, at the sides – to choose from,
- **Decorative stones and a sinter to choose from:** Nero Assoluto polished, Nero Assoluto flamed, Crema Marfil, Dark Grey, Star Galaxy, Giallo Rena, Tan Brown, Spiek Oxide Grigio, Spiek Oxide Bianco, Duke White
- **Mounting materials:**
universal smoke knee-2 pieces, entrance to the chimney 1 piece, montage adhesive 1 bag 25 kg, spiro pipe fi 150 mm – 1,5 m to connect the air from outside, SILCA plates 5 pieces- for double wall isolation, plaster, aluminum corners, plastering net, fasteners for plaster support frame, sealant for smoke pipes - 1 cartouche

„Pure Extra 3PLUh” serial fireplace, with Volcano 3PLUh Standard insert, 11 kW

A+



The price includes:

- Fireplace Volcano 3PLUh Standard,
- Fireplace housing with plaster support frame,
- Decorative elements (front and sides) made of stone or sinter,
- The foundation with grids 2 pieces 80 cm x 9 cm
- Plaster elements pre-filled, to put a finishing touch after the installation,
- The grid: 17x49 cm – 1 piece horizontally on the top of the casing, or 17x37cm – 2 pieces, at the sides – to choose from,
- **Decorative stones and a sinter to choose from:** Nero Assoluto polished, Crema Marfil, Dark Grey, Star Galaxy, Giallo Rena, Tan Brown, Duke White
- **Mounting materials:**
universal smoke knee-2 pieces, entrance to the chimney 1 piece, montage adhesive 1 bag 25 kg, spiro pipe fi 150 mm – 1,5 m to connect the air from outside, SILCA plates 5 pieces- for double wall isolation, plaster, aluminum corners, plastering net, fasteners for plaster support frame, sealant for smoke pipes - 1 cartouche

„Royal Extra 3PLh“ ver.2 serial fireplace, with Volcano 3PLh Standard insert, 11 kW

A+



The price includes:

- Fireplace insert Volcano 3PLh Standard,
- Fireplace housing with steel support frame,
- Decorative elements (front and sides) made of stone or sinter,
- The foundation without grids, aeration of the housing through the lower sill,
- Plaster elements pre-filled, to put a finishing touch after the installation,
- The grid: 17x49 cm – 1 piece horizontally on the top of the casing, or 17x37cm – 2 pieces, at the sides – to choose from,
- **Decorative stones and a sinter to choose:** Nero Assoluto polished, Nero Assoluto flamed, Crema Marfil, Dark Grey, Star Galaxy, Giallo Rena, Tan Brown, Spiek Oxide Grigio, Spiek Oxide Bianco, Duke White
- **Mounting materials:**
universal smoke knee-2 pieces, entrance to the chimney 1 piece, montage adhesive 1 bag 25 kg, spiro pipe fi 150 mm – 1,5 m to connect the air from outside, SILCA plates 8 pieces- for double wall isolation, plaster, aluminum corners, plastering net, fasteners for plaster support frame, sealant for smoke pipes - 1 cartouche

„Pure Extra 3PLh” serial fireplace, with Volcano 3PLh Standard insert, 11 kW

A+



The price includes:

- Fireplace insert Volcano 3PLh Standard,
- Fireplace housing with plaster support frame,
- Decorative elements (front and sides) made of stone or sinter,
- The foundation with grids 17 x 37cm – 2 pieces, or tunnel 9 x 60 cm - 2 pieces – to choose
- Plaster elements pre-filled, to put a finishing touch after the installation,
- The grid: 17x49 cm – 1 piece horizontally on the top of the casing, or 17x37cm – 2 pieces, at the sides – to choose from,
- **Decorative stones and a sinter to choose:** Nero Assoluto polished, Crema Marfil, Dark Grey, Star Galaxy, Giallo Rena, Tan Brown, Duke White
- **Mounting materials:**
universal smoke knee-2 pieces, entrance to the chimney 1 piece, montage adhesive 1 bag 25 kg, spiro pipe fi 150 mm – 1,5 m to connect the air from outside, SILCA plates 8 pieces- for double wall isolation, plaster, aluminum corners, plastering net, fasteners for plaster support frame, sealant for smoke pipes - 1 cartouche

„Royal Extra 3BTh“ ver.2 serial fireplace, with Volcano 3BTh Standard insert, 10,5 kW

A+




The price includes:

- Fireplace insert Volcano 3BTh Standard,
- Fireplace housing with steel support frame,
- Decorative elements (front and sides) made of stone or sinter,
- The foundation without grids, aeration of the housing through the lower sill,
- Plaster elements pre-filled, to put a finishing touch after the installation,
- The grid: 17x49 cm – 1 piece horizontally on the top of the casing, or 17x37cm – 2 pieces, at the sides – to choose from,
- **Decorative stones and a sinter to choose:** Nero Assoluto polished, Nero Assoluto flamed, Crema Marfil, Dark Grey, Star Galaxy, Giallo Rena, Tan Brown, Spiek Oxide Grigio, Spiek Oxide Bianco, Duke White
- **Mounting materials:** universal smoke knee-2 pieces, entrance to the chimney 1 piece, montage adhesive 1 bag 25 kg, spiro pipe fi 150 mm – 1,5 m to connect the air from outside, SILCA plates 4 pieces- for double wall isolation, plaster, aluminum corners, plastering net, fasteners for plaster support frame, sealant for smoke pipes - 1 cartouche

„Pure Extra 3BTh” serial fireplace, with Volcano 3BTh Standard insert, 10,5 kW

A+



The price includes:

- Fireplace insert Volcano 3BTh Standard,
- Fireplace housing with plaster support frame,
- Decorative elements (front and sides) made of stone or sinter,
- The foundation with grids 9 x 60 cm - 2 pieces
- Plaster elements pre-filled, to put a finishing touch after the installation,
- The grid: 17x49 cm – 1 piece horizontally on the top of the casing, or 17x37cm – 2 pieces, at the sides – to choose from,
- **Decorative stones and a sinter to choose:** Nero Assoluto polished, Crema Marfil, Dark Grey, Star Galaxy, Giallo Rena, Tan Brown, Duke White
- **Mounting materials:**
universal smoke knee-2 pieces, entrance to the chimney 1 piece, montage adhesive 1 bag 25 kg, spiro pipe fi 150 mm – 1,5 m to connect the air from outside, SILCA plates 4 pieces- for double wall isolation, plaster, aluminum corners, plastering net, fasteners for plaster support frame, sealant for smoke pipes - 1 cartouche

„Imperial Extra 2PTh/2LTh” ver.2 serial fireplace, thick bottom shelf, with Volcano 2PTh/2LTh insert, bent glass, 11 kW

A+



The price includes:

- Fireplace insert Volcano 2PTh/2LTh with bent glass,
- Fireplace housing with steel support frame,
- Decorative elements (front and sides) made of stone or sinter,
- The foundation without grids, aeration of the housing through the lower sill,
- Plaster elements pre-filled, to put a finishing touch after the installation,
- The grid: 17x49 cm – 1 piece horizontally on the top of the casing, or 17x37cm – 2 pieces, at the sides – to choose from,
- **Decorative stones and a sinter to choose:** Nero Assoluto polished, Nero Assoluto flamed, Crema Marfil, Dark Grey, Star Galaxy, Giallo Rena, Tan Brown, Spiek Oxide Grigio, Spiek Oxide Bianco, Duke White
- **Mounting materials:** universal smoke knee-2 pieces, entrance to the chimney 1 piece, montage adhesive 1 bag 25 kg, spiro pipe fi 150 mm – 1,5 m to connect the air from outside, SILCA plates 10 pieces- for double wall isolation, plaster, aluminum corners, plastering net, fasteners for plaster support frame, sealant for smoke pipes - 1 cartouche

„Imperial Extra 2PTh/2LTh“ serial fireplace, narrow bottom shelf, with Volcano 2PTh/2LTh insert, bent glass, 11 kW

A+



The price includes:

- Fireplace insert Volcano 2PTh/2LTh with bent glass,
- Fireplace housing with plaster support frame,
- Decorative elements (front and sides) made of stone or sinter,
- The foundation with grids 80 x 9cm and 40 x 9 cm
- Plaster elements pre-filled, to put a finishing touch after the installation,
- The grid: 17x49 cm – 1 piece horizontally on the top of the casing, or 17x37cm – 2 pieces, at the sides – to choose from,
- **Decorative stones and a sinter to choose:** Nero Assoluto polished, Crema Marfil, Dark Grey, Star Galaxy, Giallo Rena, Tan Brown, Duke White
- **Mounting materials:** universal smoke knee-2 pieces, entrance to the chimney 1 piece, montage adhesive 1 bag 25 kg, spiro pipe fi 150 mm – 1,5 m to connect the air from outside, SILCA plates 10 pieces- for double wall isolation, plaster, aluminum corners, plastering net, fasteners for plaster support frame, sealant for smoke pipes - 1 cartouche

„Imperial Extra WPTH/WLTh“ ver.2 serial fireplace, thick bottom shelf, with Volcano WPTH/WLTh insert, bent glass, 12 kW

A+



The price includes:

- Fireplace insert Volcano WPTH/WLTh 12 Standard with bent glass,
- Fireplace housing with steel support frame,
- Decorative elements (front and sides) made of stone or sinter,
- The foundation without grids, aeration of the housing through the lower sill,
- Plaster elements pre-filled, to put a finishing touch after the installation,
- The grid: 17x49 cm – 1 piece horizontally on the top of the casing, or 17x37cm – 2 pieces, at the sides – to choose from,
- **Decorative stones and a sinter to choose:** Nero Assoluto polished, Nero Assoluto flamed, Crema Marfil, Dark Grey, Star Galaxy, Giallo Rena, Tan Brown, Spiek Oxide Grigio, Spiek Oxide Bianco, Duke White
- **Mounting materials:** universal smoke knee-2 pieces, entrance to the chimney 1 piece, montage adhesive 1 bag 25 kg, spiro pipe fi 150 mm – 1,5 m to connect the air from outside, SILCA plates 10 pieces- for double wall isolation, plaster, aluminum corners, plastering net, fasteners for plaster support frame, sealant for smoke pipes - 1 cartouche

„Imperial Extra WPTH/WLTh” serial fireplace, narrow bottom shelf, with Volcano WPTH/WLTh insert, bent glass, 12 kW

A+



The price includes:

- Fireplace insert Volcano WPTH/WLTh 12 Standard with bent glass,
- Fireplace housing with plaster support frame,
- Decorative elements (front and sides) made of stone or sinter,
- The foundation with grids 80 x 9cm and 40 x 9 cm
- Plaster elements pre-filled, to put a finishing touch after the installation,
- The grid: 17x49 cm – 1 piece horizontally on the top of the casing, or 17x37cm – 2 pieces, at the sides – to choose from,
- **Decorative stones and a sinter to choose:** Nero Assoluto polished, Crema Marfil, Dark Grey, Star Galaxy, Giallo Rena, Tan Brown, Duke White
- **Mounting materials:** universal smoke knee-2 pieces, entrance to the chimney 1 piece, montage adhesive 1 bag 25 kg, spiro pipe fi 150 mm – 1,5 m to connect the air from outside, SILCA plates 10 pieces- for double wall isolation, plaster, aluminum corners, plastering net, fasteners for plaster support frame, sealant for smoke pipes - 1 cartouche

„Imperial Extra” ver. 2 serial fireplace, thick bottom shelf, with Volcano 2PATH/2LATH Standard insert, 9 kW

A



The price includes:

- Fireplace insert Volcano 2PATH/2LATH Standard
- Fireplace housing with steel support frame,
- Decorative elements (front and sides) made of stone or sinter,
- The foundation without grids, aeration of the housing through the lower sill,
- Plaster elements pre-filled, to put a finishing touch after the installation,
- The grid: 22x45 cm – 1 piece horizontally on the top of the casing, or 17x37cm – 2 pieces, at the sides – to choose from,
- **Decorative stones and a sinter to choose:** Nero Assoluto polished, Nero Assoluto flamed, Crema Marfil, Dark Grey, Star Galaxy, Giallo Rena, Tan Brown, Spiek Oxide Grigio, Spiek Oxide Bianco, Duke White
- **Mounting materials:** universal smoke knee-2 pieces, entrance to the chimney 1 piece, montage adhesive 1 bag 25 kg, spiro pipe fi 150 mm – 1,5 m to connect the air from outside, SILCA plates 10 pieces- for double wall isolation, plaster, aluminum corners, plastering net, fasteners for plaster support frame, sealant for smoke pipes - 1 cartouche

„Imperial Extra” serial fireplace, narrow bottom shelf, with Volcano 2PATH/2LATH Standard insert, 9 kW

A



The price includes:

- Fireplace insert Volcano 2PATH/2LATH Standard
- Fireplace housing with plaster support frame,
- Decorative elements (front and sides) made of stone or sinter,
- The foundation with grids 80 x 9cm and 40 x 9 cm
- Plaster elements pre-filled, to put a finishing touch after the installation,
- The grid: 22x45 cm – 1 piece horizontally on the top of the casing, or 17x37cm – 2 pieces, at the sides – to choose from,
- **Decorative stones and a sinter to choose:** Nero Assoluto polished, Crema Marfil, Dark Grey, Star Galaxy, Giallo Rena, Tan Brown, Duke White
- **Mounting materials:** universal smoke knee-2 pieces, entrance to the chimney 1 piece, montage adhesive 1 bag 25 kg, spiro pipe fi 150 mm – 1,5 m to connect the air from outside, SILCA plates 10 pieces- for double wall isolation, plaster, aluminum corners, plastering net, fasteners for plaster support frame, sealant for smoke pipes - 1 cartouche

Portable Fireplace with Volcano ST insert, 11 KW

A



The price includes:

- Portal with Volcano ST insert
- Portal made of conglomerate „Crystal White” and granite „Nero Assoluto”

Option 1:

Portal with Volcano ST insert

Option 2:

Portal with Volcano ST insert and mounting materials:

Silca Plates 33 pcs (100 x 60 cm), smoke pipe, 2 universal pipe knees, 1 steel entrance to the chimney, spiro pipe fi 150 mm, 1 connection kit for external air connection:

channel transition 90 x 200 – pipe fi 150 1 piece, transition 90 x 200 – pipe fi 150mm 1piece, channel 90 x 200 – 1mb – 1piece, connector for channel 2 pieces. The outlet grill to choose from:

2 pieces 22 x 45 cm on smoke flue, 2 pieces 22 x 45 cm on the wall base or straight channel grills

100 x 9 cm on smoke flue, 2 pieces 22 x 45 cm on the wall base

Portable Fireplace „Majestic” with Volcano STh insert, 11 KW

A



The price includes:

- Portal with Volcano STh insert
- Portal made of conglomerate „Crystal White” and granite „Nero Assoluto”

Option 1:

Portal with Volcano STh insert

Option 2:

Portal with Volcano STh insert and mounting materials:

Silca Plates 33 pcs (100 x 60 cm), smoke pipe, 2 universal pipe knees, 1 steel entrance to the chimney, spiro pipe fi 150 mm, 1 connection kit for external air connection: channel transition 90 x 200 – pipe fi 150 1 piece, transition 90 x 200 – pipe fi 150mm 1piece, channel 90 x 200 – 1mb – 1piece, connector for channel 2 pieces. The outlet grill to choose from: 2 pieces 22 x 45 cm on smoke flue, 2 pieces 22 x 45 cm on the wall base or straight channel grills 100 x 9 cm on smoke flue, 2 pieces 22 x 45 cm on the wall base

Serial tiled fireplaces „Tube” with Prisma MR 51 standard insert 8,8 KW

A+



The offer consists of:

- Tiled housing with Prisma MR 51 standard insert
- The insert meets Ecodesign 2022 requirements
- Tiled housing with smoke flue
- Color to choose from – page 22

• Mounting materials:

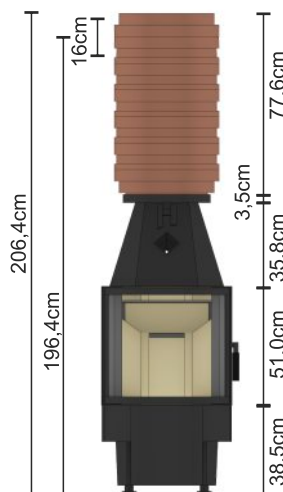
2 universal pipe knees, 1 pipe 50 cm, montage adhesive (1 bag 25 kg), sealant for pipes and knees, pass to the chimney according to the type of the chimney, spiro pipe Aluflex 1,5 mb x 150 mm.

Fireplace to be grouted after made. A grout to be chosen and purchased by the investor.

Free tile sample included to make the grout selection easier. 5 Kg of a flexible grout is needed for this fireplace.

HAS Hajduk accumulative system – for better thermal comfort, serial tiled fireplace „Tube” is equipped with 250 kg of chamotte mass

- * Serial tiled fireplace „Tube” is also available with additional circular accumulation modules




Serial tiled fireplaces „Tube short” with Prisma MR 51 standard insert 8,8 KW

A+



The offer consists of:

- Tiled housing with Prisma MR 51 standard insert
- The insert meets Ecodesign 2022 requirements
- Tiled housing with smoke flue
- Color to choose from – page 22
- **Mounting materials**
2 universal pipe knees, 1 pipe 50 cm, montage adhesive (1 bag 25 kg), sealant for pipes and knees, pass to the chimney according to the type of the chimney, spiro pipe Aluflex 1,5 mb x 150 mm.
Fireplace to be grouted after made. A grout to be chosen and purchased by the investor. Free tile sample included to make the grout selection easier. 5 Kg of a flexible grout is needed for this fireplace.
HAS Hajduk accumulative system – for better thermal comfort, serial tiled fireplace „Tube” is equipped with 200 kg of chamotte mass



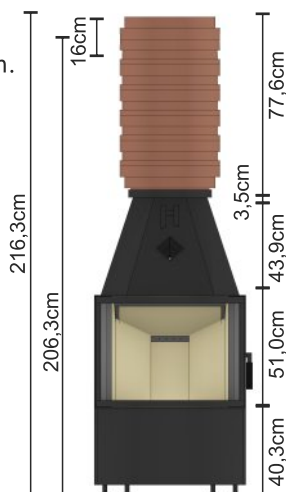
Serial tiled fireplaces „TubeExtra” with Prisma KR 51 standard insert 10 KW



The offer consists of:

- Tiled housing with Prisma KR 51 standard insert
- The insert meets Ecodesign 2022 requirements
- Tiled housing with smoke flue
- Color to choose from – page 22
- **Mounting materials:**
2 universal pipe knees, 1 pipe 50 cm, montage adhesive (1 bag 25 kg), sealant for pipes and knees, pass to the chimney according to the type of the chimney, spiro pipe Aluflex 1,5 mb x 150 mm. Fireplace to be grouted after made. A grout to be chosen and purchased by the investor. Free tile sample included to make the grout selection easier. 5 Kg of a flexible grout is needed for this fireplace.
- HAS Hajduk accumulative system – for better thermal comfort, serial tiled fireplace „Tube” is equipped with 250 kg of chamotte mass

* Serial tiled fireplace „Tube Extra” is also available with additional circular accumulation modules



Basic Colors



01
arctic white gloss



02
creamy gloss



03
peach gloss



05
écru gloss



06
midday blue gloss



07
piano black gloss

Colors with additional fee 10%



21
beige mat



22
vanilla mat



23
pearl mat



24
cappuccino mat



26
lavender mat



72
graphite mat



29
venetian rose mat



32
sahara mat



33
sienna mat

Colors with additional fee 20%



04
brown transparent



25
cobalt transparent



30
sunflower transparent



31
heather transparent



74
raspberry transparent



34
linen transparent

Colors with additional fee 30%



27
azure transparent



28
honey transparent



51
beige oracle mat



52
olive transparent



53
ash oracle



55
bottle green transparent

Colors with additional fee 40%



73
crimson red

Colors with additional fee 150%



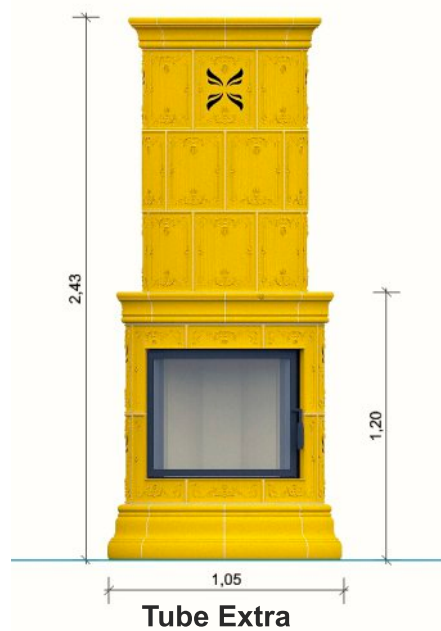
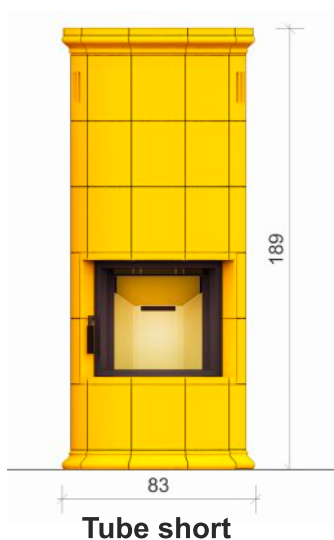
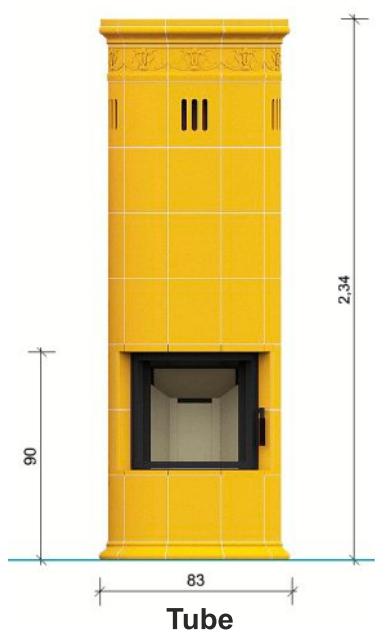
101
decorated with gold



102
decorated with platinum

The colors of the tiles shown may differ a little from the actual colors

With transparent tiles, discoloration and scratches may occur, which are a natural feature




Types of stones and quarz sinter



Granite Star Galaxy




Granite Dark Grey




Marble Giallo Rena



Granite Nero Assoluto flamed



Quarz sinter Grigio Oxide



Marble Crema Marfil



Granite Nero Assoluto



Granite Tan Brown



Quarz sinter Bianco Oxide



Granite Duke White

Stone and conglomerate for portable fireplace (page 23 and 24)



Granite Nero Assoluto



Conglomerate Cristal White

View of components to assembly



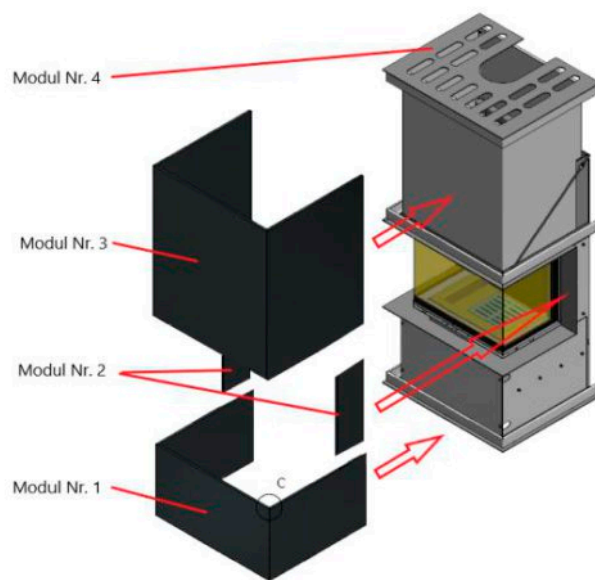
Imperial serial fireplace



Royal serial fireplace



Pure serial fireplace



**Fireplace modules
for ceramic housing**

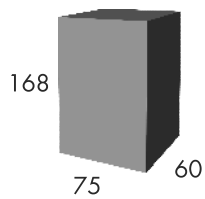
Fireplace shipping:

Serial fireplaces Royal, Pure and Imperial on 2 paletts

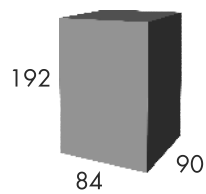
Ceramic modular fireplace on 1 palett

Serial tiled fireplaces Tube, Tube short and Tube Extra on 4 paletts

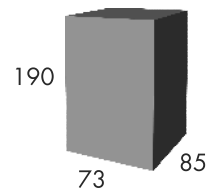
Portable fireplace on one palett 150 cm x 150 cm and one standard palett



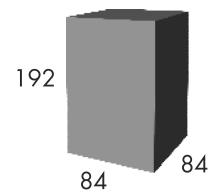
Serial fireplace
with Smart 3XLth insert



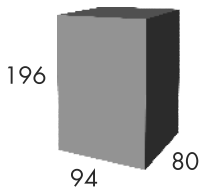
„Royal“ serial fireplace
with Smart 3PLh insert



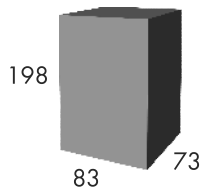
„Pure“ serial fireplace
with Smart 3PLH insert



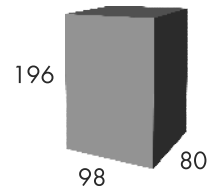
„Imperial“ serial fireplace
with Smart 2PTh/2LTh insert



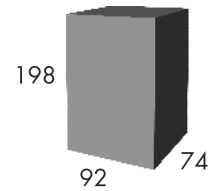
„Royal Medium“ serial fireplace
with Smart 3XLth insert



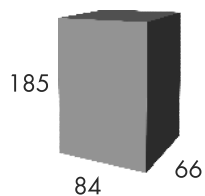
„Pure Medium“
serial fireplace
with Smart 3XLth insert



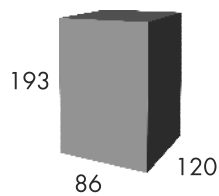
„Imperial Medium“ serial
fireplace, thick bottom shelf
with Smart 2LXLth-2PXLth insert



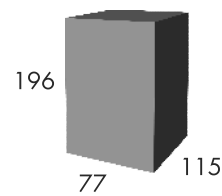
„Imperial Medium“ serial
fireplace, narrow bottom shelf
with Smart 2LXLth-2PXLth insert



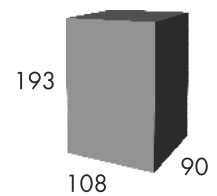
Unique serial fireplace
with Smart 2PXLT/2LXLT insert



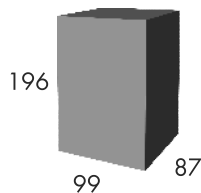
„Royal Extra“
serial fireplace
with Volcano 3PLUh insert



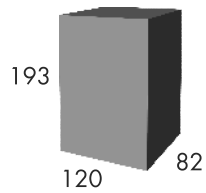
„Pure Extra“
serial fireplace
with Volcano 3PLUh insert



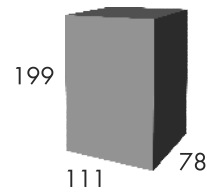
"Royal Extra"
serial fireplace
with Volcano 3PLh insert



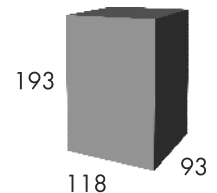
„Pure Extra“
serial fireplace
with Volcano 3PLh insert



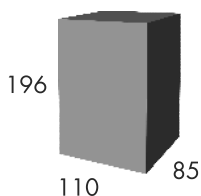
„Royal Extra“
serial fireplace
with Volcano 3BTh insert



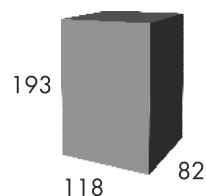
„Pure Extra“
serial fireplace
with Volcano 3BTh insert



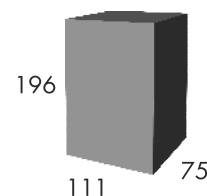
Imperial Extra serial fireplace,
thick bottom shelf with
Volcano 2PTh-2LTh
bent glass insert



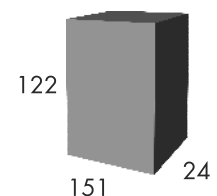
Imperial Extra serial fireplace,
narrow bottom shelf
with Volcano 2PTh-2LTh
bent glass insert



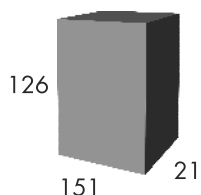
"Imperial Extra"
serial fireplace,
thick bottom shelf with
Volcano 2PATH 2LATH insert



"Imperial Extra"
erial fireplace,
narrow bottom shelf with
Volcano 2PATH 2LATH insert



Portable fireplace
Volcano ST



Portable fireplace
"Majestic" Volcano STH



Hajduk Agnieszka i Dariusz Nasińscy
spółka z ograniczoną odpowiedzialnością sp.k.

ul. Kasprzaka 6F
66-400 Gorzów Wlkp.
tel. +48 95 722 54 59
export2@hajduk.eu

Our dealer



www.facebook.com/KominkiHajduk

